



2023 Design
Intelligence
Award

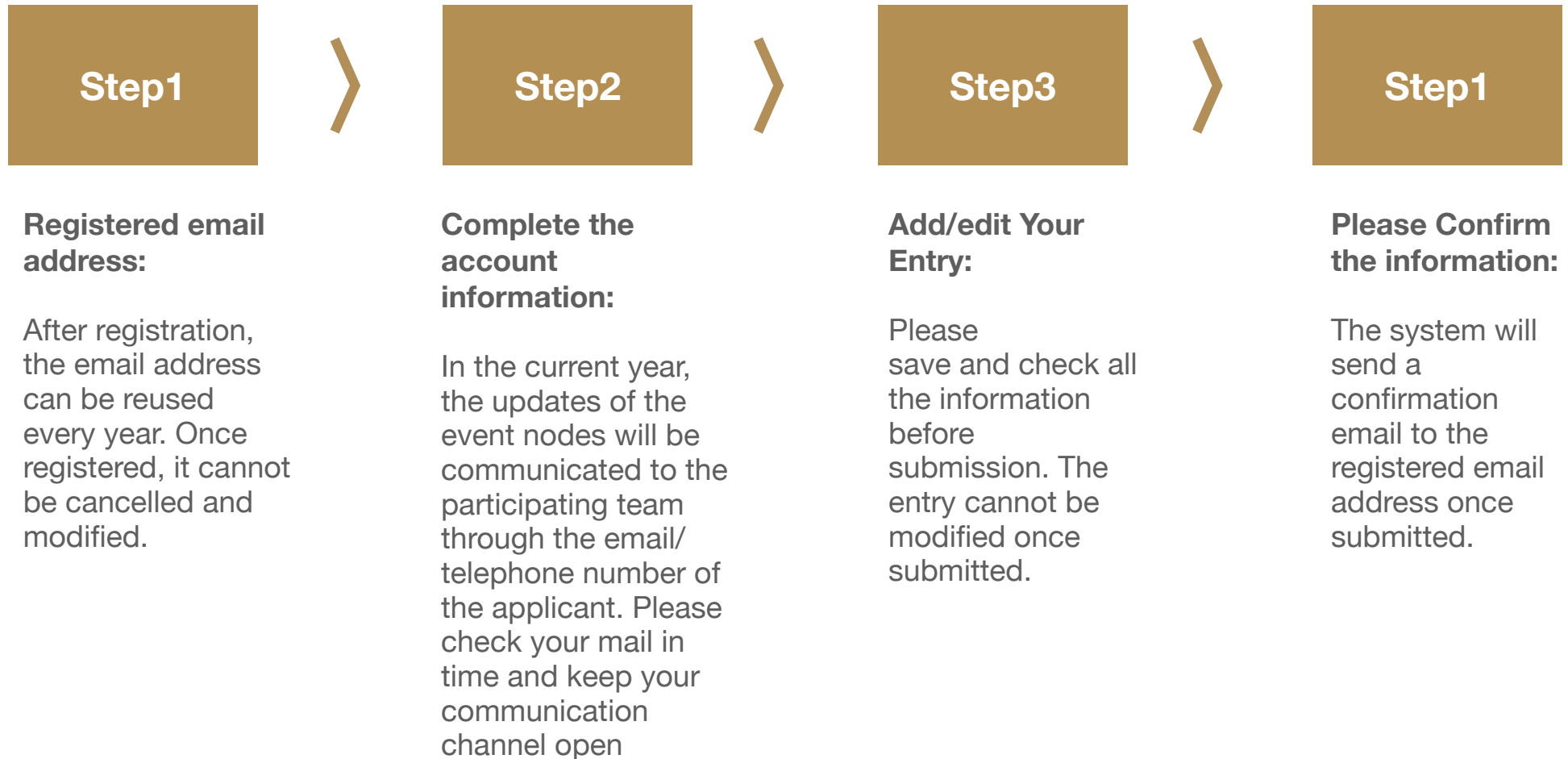
Submission Website 报名入口
www.di-award.org

2023.
3.12-6.30

参赛报名流程范例

Example of registration process

Example of Registration Process



Step1. Registered email address

Login the DIA website (www.di-award.org) to registered email address.

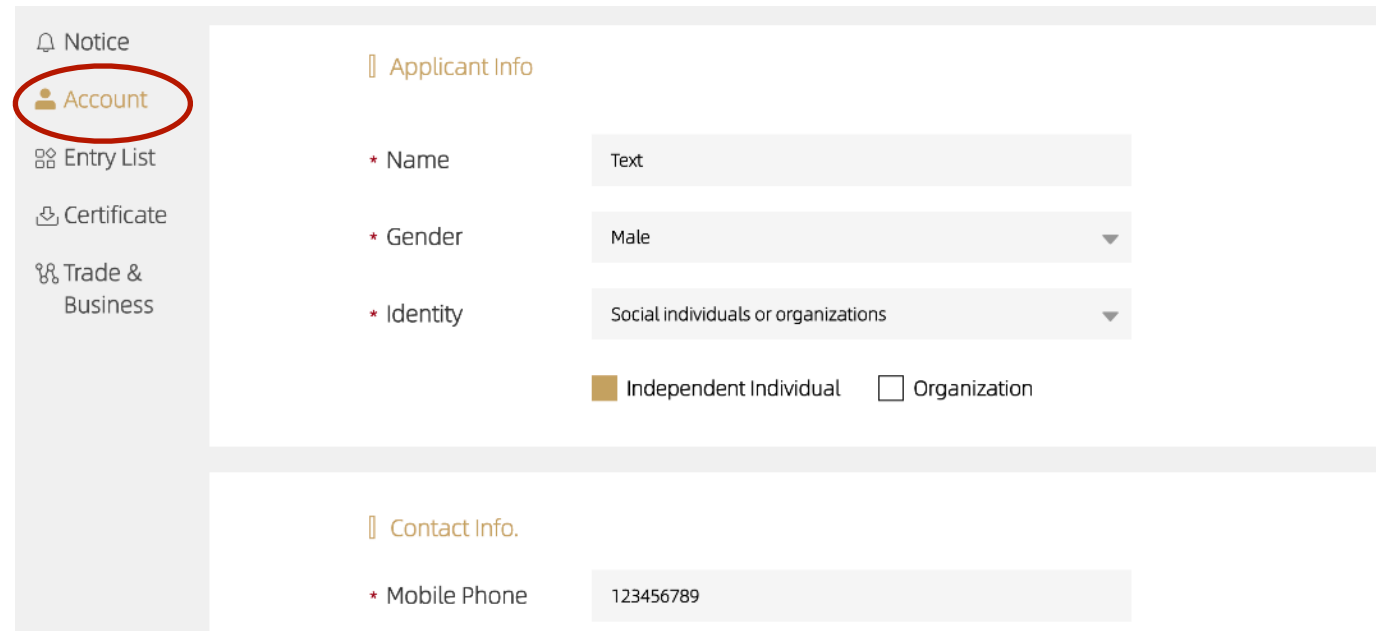
This email address will be used as your user account on DIA website. After registration, the email address can be reused every year.



 This is a screenshot of the DIA website's registration and login interface. The top navigation bar includes links for 'ABOUT DIA', 'RULES', 'PRESS', 'WINNERS', 'EXPERTS', and 'CONTACT DIA'. A language selector '中文' is in the top right corner. The main banner features a futuristic car on a reflective surface under a large moon, with the text '2022 Design Intelligence Award' and 'THE FIRST INTERNATIONAL ACADEMIC AWARD IN INDUSTRIAL DESIGN'. A yellow 'APPLY NOW' button is highlighted. Below the banner, the 'Welcome to DIA, please login' section contains three input fields: 'Please fill in your email address', 'Please input the password', and 'Please fill in the security' (with a CAPTCHA). There are 'Forgot Password' and 'Login' buttons, and a 'Register' button at the bottom. The 'Register' section on the right has three input fields: 'Please input the E-mail', 'Please set the password', and 'Confirm the password'. It also includes a 'How do you know DIA?' section with multiple choice options: 'I'm a past participant', 'Media publicity', 'Exhibition', 'Publicity', 'Others-introduction', and 'Others'. A 'Register' button is at the bottom of this section. Red circles highlight the '中文' language selector, the 'APPLY NOW' button, the 'Register' button in the login section, and the 'Register' button in the registration section.

Step2. Complete the account information

Based on the actual situation to complete the account information. In the current year, the updates of the event nodes will be communicated to the participating team through the email/telephone number of the applicant. Please check your mail in time and keep your communication channel open.



The screenshot shows a web interface for account management. On the left is a vertical sidebar menu with four items: 'Notice' (bell icon), 'Account' (person icon, circled in red), 'Entry List' (list icon), and 'Certificate' (document icon). Below these are two links: 'Trade & Business' and 'Business'. The main content area is divided into two sections. The top section, titled 'Applicant Info', contains three required fields: 'Name' (text input), 'Gender' (dropdown menu with 'Male' selected), and 'Identity' (dropdown menu with 'Social individuals or organizations' selected). Below these fields are two radio buttons: 'Independent Individual' (selected) and 'Organization'. The bottom section, titled 'Contact Info.', contains one required field: 'Mobile Phone' (text input with the value '123456789').

Notice		
Account	Applicant Info	
Entry List	* Name	Text
Certificate	* Gender	Male
Trade & Business	* Identity	Social individuals or organizations
	<input checked="" type="radio"/> Independent Individual <input type="radio"/> Organization	
	Contact Info.	
	* Mobile Phone	123456789

Step3.Add/edit Your Entry

Please save and check all the information before submission. The entry cannot be modified once submitted.

Please check if the required fields (*) are completed. Failure to fill in will not be able to submit.

Notice

Account

Entry List

Certificate

Trade & Business

DI

DESIGN INTELLIGENCE AWARD

* Entry ID

CA202233295

Edit Delete

* Name

test

* Category

Concept Group - Cultural Innovation

* Status

Draft

* Award

-

* Final Edit

2022.04.02 16:59:56

Submit

(*) required

Entry Info. Entry ID: CA202233295

* Entry Description

Describe your entry in a sentence within 50 words. For example, "XXX is a product for solving the problem XXX by the means of XXX" . 0/50

* Innovation Point

Describe the innovation points of your entry within 300 words. 0/300

* Pain Points

300 words limit. It is suggested to describe the pain points solved by the works from the perspectives of user experience analysis and market demand analysis.

Step4. Please Confirm the information

The system will send a confirmation email to the registered email address once submitted.


🔔 Notice

👤 Account

📋 Entry List

📄 Certificate

🏢 Trade & Business



* Entry ID

CA202233295

✎ Edit ✖ Delete

* Name

test

* Category

Concept Group - Cultural Innovation

* Status

Draft

* Award

-

* Final Edit

2022.04.02 16:59:

📤 Submit